

**Tri-County
Behavioral
Healthcare
Board of Trustees
Meeting**

April 23, 2026



Notice is hereby given that a regular meeting of the Board of Trustees of Tri-County Behavioral Healthcare will be held on Thursday, April 23, 2026. The Business Committee will convene at 9:30 a.m., the Program Committee will convene at 9:30 a.m. and the Board meeting will convene at 10:00 a.m. at 233 Sgt. Ed Holcomb Blvd. S., Conroe, Texas. The public is invited to attend and offer comments to the Board of Trustees between 10:00 a.m. and 10:05 a.m. In compliance with the Americans with Disabilities Act, Tri-County Behavioral Healthcare will provide for reasonable accommodations for persons attending the Board Meeting. To better serve you, a request should be received within 48 hours prior to the meeting. Please contact Tri-County Behavioral Healthcare at 936-521-6119.

AGENDA

- I. Organizational Items**
 - A. Chair Calls Meeting to Order
 - B. Public Comment
 - C. Quorum
 - D. Review & Act on Requests for Excused Absence
- II. Approve Minutes - March 26, 2026**
- III. Program Presentation - IDD Awareness Day**
- IV. Board Training - Board & Management Team Annual Training**
- V. Executive Director's Report - Evan Roberson**
 - A. Health and Human Services Commission Office of Inspector General (OIG) Survey
 - B. OIG Billing Audit
 - C. Intellectual and Developmental Disabilities (IDD) Hearing
- VI. Chief Financial Officer's Report - Millie McDuffey**
 - A. FY 2027 Budget Process
 - B. County Annual Funding Requests
 - C. Texas Council Risk Management Fund Strategic Planning and Board Meeting
 - D. Current Days of Operation

VII. Program Committee

Information Items

A. Community Resources Report.....	8-10
B. Consumer Services Report for March 2026.....	11-13
C. Program Updates.....	14-19

VIII. Executive Committee

Action Items

A. Approve Revisions to Board Policy C.18, Planning Network Advisory Committee(s).....	20-23
--	-------

Information Items

B. Personnel Report for March 2026.....	24-26
C. Texas Council Risk Management Fund Claims Summary as of March 2026.....	27-28

IX. Business Committee

Action Items

A. Approve March 2026 Financial Statements.....	29-44
B. Ratify Texas Workforce Commission Contract No. MVPV26-37.....	45

Information Items

C. Housing and Urban Development (HUD) 811 Updates (Cleveland, Montgomery, Huntsville).....	46-48
D. Board of Trustees Unit Financial Statement for March 2026.....	49-50
E. Project Update for 402 Liberty Street, Cleveland, TX 77327.....	51

X. Executive Session in compliance with Texas Government Code Section 551.071, Consultation with Attorney; and Section 551.072 - Real Property; 402 Liberty Street, Cleveland, TX 77327.

Posted By:

Ava Green
Executive Assistant

**BOARD OF TRUSTEES MEETING
March 26, 2026**

Board Members Present:

Patti Atkins
Gail Page
Jacob Paschal
Richard Duren
Tim Cannon
Sharon Walker

Board Members Absent:

Morris Johnson
Tracy Sorensen
Carl Williamson

Tri-County Staff Present:

Evan Roberson, Executive Director
Millie McDuffey, Chief Financial Officer
Sara Bradfield, Chief Operating Officer
Kenneth Barfield, Director of Management Information Systems
Kathy Foster, Director of IDD Provider Services
Andrea Scott, Director of Medical Operations
Stephanie Ward, Director of Adult Behavioral Health
Melissa Zemencsik, Director of Child and Youth Behavioral Health
Tanya Bryant, Director of Quality Management and Support
Beth Dalman, Director of Crisis Access
Ashley Bare, HR Manager
Darius Tuminas, Controller
Tabatha Abbott, Manager of Accounting
Ava Green, Executive Assistant

Legal Counsel Present: Jennifer Bryant, Jackson Walker LLP

Sheriff Representatives Present: Chief Deputy Joe Sclider Montgomery County Precinct 1 Constables Office

Guest(s): None

Call to Order: Board Chair, Patti Atkins, called the meeting to order at 10:04 a.m., 233 Sgt. Ed Holcomb Blvd S, Conroe, TX 77304.

Public Comment: None

Quorum: There being six (6) Board Members present, a quorum was established.

Resolution #03-26-01

Motion Made By: Gail Page

Seconded By: Sharon Walker, with affirmative votes by Richard Duren, Tim Cannon, and Jacob Paschal that it be...

Resolved:

That the Board approve the absence of Morris Johnson, Tracy Sorensen, and Carl Williamson.

Resolution #03-26-02

Motion Made By: Richard Duren

Seconded By: Tim Cannon, with affirmative votes by Jacob Paschal, Gail Page and Sharon Walker that it be...

Resolved:

That the Board approve the minutes of the February 26, 2026 meeting of the Board of Trustees.

Program Presentation: Performance Measures by Tanya Bryant

Board Training: None presented at this meeting.

Executive Director's Report:

The Executive Director's report is on file.

- SAMHSA Assisted Outpatient Treatment Grant
- Revenue Meetings
- HHSC Reorganization
- IDD Awareness Day

Chief Financial Officer's Report:

The Chief Financial Officer's report is on file.

- 2024 HSC Desk Review
- 2025 HCS and MEI Cost Reports
- Budget Revision for FY 2026

Program Committee:

The Community Resources Report was reviewed for information purposes only.

The Consumer Services Report for February 2026 was reviewed for information purposes only.

The Program Updates Report was reviewed for information purposes only.

The FY 2026 Goals and Objectives Progress Report was reviewed for information purposes only.

The 2nd Quarter FY 2026 Corporate Compliance and Quality Management Report was reviewed for information purposes only.

The 3rd Quarter FY 2026 Corporate Compliance Training was reviewed for information purposes only.

Executive Committee:

The Personnel Report through February 2026 was reviewed for information purposes only.

The Texas Council Risk Management Fund Claims Summary as of February 2026 was reviewed for information purposes only.

Business Committee:

Resolution #03-26-03

Motion Made By: Richard Duren

Seconded By: Tim Cannon, with affirmative votes by Jacob Paschal, Sharon Walker and Gail Page that it be...

Resolved:

That the Board approve the February 2026 Financial Statements.

Resolution #03-26-04

Motion Made By: Richard Duren

Seconded By: Tim Cannon, with affirmative votes by Jacob Paschal, Sharon Walker and Gail Page that it be...

Resolved:

That the Board direct staff to solicit an audit engagement letter from Eide Bailly LLC.

Resolution #03-26-05

Motion Made By: Richard Duren

Seconded By: Tim Cannon, with affirmative votes by Jacob Paschal, Sharon Walker and Gail Page that it be...

Resolved:

That the Board approve amendment to the Interlocal Agreement to participate in Texas Council Risk Management Fund's Minimum Contribution Plan for Workers' Compensation coverage.

Resolution #03-26-06

Motion Made By: Richard Duren

Seconded By: Tim Cannon, with affirmative votes by Jacob Paschal, Sharon Walker and Gail Page that it be...

Resolved:

That the Board approve HHSC Contract No. HHS000231500002, Amendment No. 4, Projects for Assistance in Transition from Homelessness Grant Program.

Resolution #03-26-07

Motion Made By: Richard Duren

Seconded By: Tim Cannon, with affirmative votes by Jacob Paschal, Sharon Walker and Gail Page that it be...

Resolved:

That the Board approve FY 2026-2027 Mental Health First Aid Grant Agreement, Contract No. HHS001335500037, Amendment No. 3.

The 2nd Quarter FY 2026 Investment Report was reviewed for information purposes only.

The Board Unit Financial for February 2026 was reviewed for information purposes only.

The regular meeting of the Board of Trustees adjourned at 11:07 a.m. to go into Executive Session at 11:09 a.m. in compliance with Texas Government Code Section 551.071 - Consultation with Attorney and Section 551.072 - Real Property consisting of 612 Hwy 90, Liberty, TX 77575 and 402 Liberty Street, Cleveland, TX 77327 - Clark Roofing and Construction, Inc. vs. Tri-County Behavioral Hospital, and JLA Construction Solutions, LLC.

The Executive Session of the Board of Trustees adjourned at 11:44 a.m. to go into the regular meeting.

No action was taken.

The regular meeting of the Board of Trustees adjourned at 11:44 a.m.

Adjournment:

Attest:

Patti Atkins
Chair

Date

Jacob Paschal
Secretary

Date

Agenda Item: Community Resources Report

Board Meeting Date:

April 23, 2026

Committee: Program

Background Information:

None

Supporting Documentation:

Community Resources Report

Recommended Action:

For Information Only

Community Resources Report

March 27, 2026 - April 23, 2026

Volunteer Hours:

Location	March
Conroe	114
Cleveland	3
Liberty	11
Huntsville	12.5
Total	140.5

COMMUNITY ACTIVITIES

3/27/26	Walker County Juvenile Services Staffing	Huntsville
3/27/26	Montgomery Hispanic Chamber - Networking Coffee Event	The Woodlands
3/28/26	Interfaith of The Woodlands Health Kids Fest	The Woodlands
3/30/26	Adult Mental Health First Aid for the Community	Conroe
3/31/26	Youth Mental Health First Aid for the Community - Virtual	Conroe
4/1/26	Montgomery County Child Crisis Collaborative	Conroe
4/2/26	Cleveland Chamber of Commerce Luncheon	Cleveland
4/2/26	Youth Mental Health First Aid for Galena Park ISD - Virtual	Conroe
4/3/26	Demystifying State Agencies and Sexuality in Intellectual and Development Disabilities - Lone Star Leadership Education in Autism and Neurodevelopmental Disabilities	Conroe
4/7/26	Adult Mental Health First Aid for the Community	Conroe
4/7/26	Liberty County Community Coalition	Cleveland
4/9/26	Youth Mental Health First Aid for Education Service Center 6 - Virtual	Conroe
4/11/26	Early Childhood Resource Fair - Conroe ISD	Conroe
4/11/26	Splendor ISD Color Run and Wellness Expo-Transition Fair	Splendor
4/13/26	Conroe Homeless Coalition	Conroe
4/13/26	Behavioral Health Suicide Prevention Task Force - Neurodiversity and Special Needs Workgroup	Conroe
4/14/26	Veterans Taskforce Meeting	Conroe
4/14/26	Family & Community Coalition of East Texas	Conroe
4/15/26	Breakfast Connections - The Woodlands Chamber	The Woodlands
4/16/26	Youth Mental Health First Aid for Conroe ISD	Conroe
4/16/26	Mahalo Volunteer Appreciation Luncheon - The Woodlands Chamber	The Woodlands
4/16/26	Behavioral Health Suicide Prevention Task Force Meeting	Conroe
4/21/26	Montgomery County Community Resource Collaboration Group	Conroe
4/22/26	Community Care Day - Community Assistance Center	Conroe
4/22/26	Youth Mental Health First Aid for the Community	Conroe
4/22/26	Region 6 Education Service Center Montgomery County Collaborative	Conroe

4/24/26	Walker County Juvenile Services Staffing	Huntsville
4/24/26	Behavioral Health Suicide Prevention Task Force Meeting - Military Workgroup	Conroe
4/25/26	Conroe KidzFest	Conroe
4/28/26	Parent Support Group - IDD	Conroe
4/28/26	Walker County Community Resource Collaboration Group and Child Crisis Collaborative	Huntsville
4/29/26	Community Crisis Collaborative	Conroe

UPCOMING ACTIVITIES

5/6/26	Child Crisis Collaborative	Conroe
5/11/26	Behavioral Health Suicide Prevention Task Force - Neurodiversity and Special Needs Workgroup	Conroe
5/14/26	Anchored in Unity - Mental Health Awareness Event	Conroe
5/18/26	Behavioral Health Suicide Prevention Task Force Meeting - Major Mental Health Workgroup - Virtual	Conroe
5/21/26	Behavioral Health Suicide Prevention Task Force Meeting	Conroe
5/27/26	Community Crisis Collaborative	Conroe

Agenda Item: Consumer Services Report for March 2026

Board Meeting Date:

April 23, 2026

Committee: Program

Background Information:

None

Supporting Documentation:

Consumer Services Report for March 2026

Recommended Action:

For Information Only

Consumer Services Report - March 2026

Crisis Services, Mental Health Adults/Children Served	Montgomery	Walker	Cleveland	Liberty	Total
Crisis Assessments and Interventions	312	14	26	11	363
Youth Crisis Outreach Team (YCOT)	96	2	11	2	111
Crisis Stabilization Unit	57	6	4	5	72
Crisis Stabilization Unit Bed Days	191	19	11	19	240
Adult Contract Hospital Admissions	36	2	0	0	38
Child and Youth Contract Hospital Admissions	13	1	3	0	17
Total State Hospital Admissions (Civil only)	0	0	0	0	0
Crisis Hotline Served	370	21	43		434
Routine Services, MH Adults/Children Served					
Adult Levels of Care (LOC 1-5, Early Onset, Transition Age Youth)	1141	226	157	103	1627
Adult Medication	975	192	114	94	1375
Texas Correctional Office Offenders with Mental and Med Impmnts	90	9	10	15	124
Adult Jail Diversions	1	0	0	0	1
Child Levels of Care (LOC 1-5, EO, Yng Chld, Yth Empwr Serv)	713	93	75	36	917
Child Medication	293	40	19	12	364
Multisystemic Therapy (MST)	18	1	1	1	21
School Based Clinics	81	34	19	0	134
Peer Support					
Child and Youth Family Partner	23	14	2	2	41
Adult Peer Support	10	0	0	0	10
First Episode Psychosis Peer/Family Partner	6	0	0	0	6
Veterans Served					
Veterans Served - Therapy	17	1	0	2	20
Veterans Served - Peer Support	13	2	0	3	18
Persons Served by Program, Intellec & Developmntl Disabil.					
Number of New Enrollments for IDD	18	1	2	2	23
Service Coordination	855	90	39	42	1026
Individualized Skills and Socialization (ISS)	7	16	3	15	41

Persons Enrolled in Programs, IDD					
Center Waiver Services (Hm Cmnty Bsd Ser, Supervised Living)	31	19	4	13	67
Substance Use Services, Adults and Youth Served					
Youth Substance Use Disorder Treatment	22	0	0	0	22
Adult Substance Use Disorder Treatment	26	0	1	0	27
Waiting/Interest Lists as of Month End					
HCS/TxHmL Interest List (Active-Choice in Suprts for Ind Living)	2402	176	342		2920
February Served					
Adult Mental Health	1550	266	179	153	2148
Child Mental Health	916	119	99	41	1175
Intellectual and Developmental Disabilities	1055	105	73	61	1294
Total Served	3521	490	351	255	4617
March Served					
Adult Mental Health	1487	241	193	122	2043
Child Mental Health	943	116	114	38	1211
Intellectual and Developmental Disabilities	1036	113	65	65	1279
Total Served	3466	470	372	225	4533

Agenda Item: Program Updates

Board Meeting Date:

April 23, 2026

Committee: Program

Background Information:

None

Supporting Documentation:

Program Updates

Recommended Action:

For Information Only

Program Updates

March 27, 2026 - April 23, 2026

Crisis Services

1. Psychiatric hospital admissions decreased slightly in March, especially towards the middle through the end of the month. Crisis staff facilitated 132 referrals for inpatient admission: 70 adults were admitted to our Crisis Stabilization Unit, 62 individuals (adults and youth) were referred to private psychiatric hospitals. Of those 62 admissions, some form of insurance was verified for 23 individuals, leaving only 12 youth and 27 adults admitted to an inpatient facility utilizing Tri-County funds.
2. We did notice a decrease in the total number of individuals served through the Crisis department in March, especially around the weeks of Spring break. Even with this decrease, the Crisis intervention staff served 406 individuals, delivering 911 crisis services. A total of 420 services were provided to 112 youth, with Youth Crisis Outreach Team (YCOT) Response staff providing 343 of those youth specific services. Finally, our YCOT Stabilization staff served 15 youth and families, providing a total of 109 services with the goal to successfully transition youth from crisis to ongoing outpatient care.
3. Judge Kenna Seiler has joined our Community Crisis Collaborative for adults with a goal to improve systems for individuals who receive involuntary crisis services. Judge Seiler is planning an all-day meeting at Tri-County in mid-July to consult with the many professionals, individuals, and family members who have or regularly experience involvement with involuntary behavioral health services. The goal for this project is not only to improve service provision in Montgomery County but to provide recommendations for change on the State legislative level through the Judicial Commission of Mental Health.
4. Our Crisis Intervention Team/Crisis Intervention Response Team (CIT/CIRT) programs provided 100 services to 85 individuals in Montgomery County in March. Emergency Department and jail diversion efforts were successful with only five calls for CIRT engagement resulting in incarceration, however, we did have 21 individuals that required transport to an emergency department. CIT/CIRT clinicians were able to implement direct field-to-inpatient hospital admission for nine individuals.
5. The Crisis Program was fully staffed for a short period of time; however, we now have an open position on the Mobile Crisis Outreach Team (MCOT). We are also actively recruiting for the three new YCOT positions to be stationed at the Cleveland Service Center.

Mental Health Adult Services

1. The Conroe Adult Outpatient team is slowly onboarding new field-based clinicians. Approximately half of the team is currently staffed.
2. The Conroe Adult Outpatient team hired a Spanish-Speaking Peer Support Specialist who will be able to provide field-based services in both English and Spanish.
3. The Conroe Intake team is now fully staffed and able to offer more appointment times to adults seeking services. This helps us with scheduling same-day intakes to bring new persons into services sooner and offer flexibility to the individual.

4. The Rural Clinics have noted an increase in 16.22 requests from the Liberty County Jail, indicating more collaboration for addressing mental health needs as individuals enter the jail.
5. Since the start of the Fiscal Year, the Projects for Assistance in Transition from Homelessness (PATH) team has engaged 71 new individuals in the homeless community and provided them with case management services and mental health supports.
6. The Adult Behavioral Health Director presented to the Liberty County Community Coalition on current trends and impacts of mental health in our community.

Mental Health Child and Youth Services

1. Child and Youth Supervisors are diligently working to recruit new staff to fill vacancies, focusing on recruitment and retaining staff in Conroe, where we have observed an increase in vacancies. The team is strategizing to ensure all families continue to receive uninterrupted services despite the staffing shortage. We are also working to retain staff by providing as much support and coaching for success as possible.
2. Both Wraparound Case Managers have left their positions, one following a promotion and the other due to family relocation. This has left a hole in our Youth Empowerment Services (YES) Waiver Program, which serves our children and youth with the most intensive need. The team is working together to find ways to best support impacted families in need of wraparound and the YES Waiver until we can get these critical positions filled.
3. Progress continues toward meeting the Child Improvement Measure. Health and Human Services Commission (HHSC) has raised the target to 42.8%, and current strategies have resulted in a 6.7% increase over the past eight weeks (approximately 0.8% per week). Less than 10% remains, so we are trending to reach the goal by August 31, 2026. Meeting this target is essential, as failure to do so will result in a significant sanction.

Criminal Justice Services

1. The Texas Correctional Office on Offenders with Medical or Mental Impairments (TCOOMMI) Administrator has been advocating with Mental Health Treatment Court to get a client admitted who has been in services for years and is significantly ill. Through these efforts, we were able to have charges reduced from a felony to a misdemeanor and advocate for admission to Specialty Court early this month.
2. The Outpatient Competency Restoration team participated in a site visit conducted by Clover Educational Research, which went well. The Montgomery County Assistant District Attorney's office participated in the visit, discussing the excellent collaboration the program and the Court have to assist individuals in receiving outpatient competency treatment rather than having to go inpatient to hospital settings for the same interventions, highlighting the positive relationship Tri-County has with the local court system.
3. The Jail Liaison has assisted the Montgomery County Jail with requesting the provision of court ordered medications for two individuals who are currently incarcerated through Probate Court. These individuals have been deemed incompetent to stand trial and will receive medications to promote stability while these inmates wait for State Hospital forensic beds.

Substance Use Disorder Services

1. The number of adults seeking substance use treatment has held steady from March to April with 30 coming in per month. Youth referrals continue to come in steadily from Probation, Court, and community partners.
2. The Director of Adult Behavioral Health continues to participate in the Substance Use Special Interest Group which coordinates between multiple providers around the State to discuss trends and service needs in the community.

Intellectual and Developmental Disability Services (IDD)

1. Contract Accountability and Oversight (CAO) completed IDD Authority's Fiscal Year 2026 Quality Assurance (QA) Authority Review on February 12, 2026. We received the final Reports of Findings (ROFs) and debriefings in March, along with our final scores (listed below). We are currently in our corrective action period. Due to all elements not exceeding 90%, IDD Authority qualifies for "Intermittent Monitoring," which means that our next monitoring review (audit) will be scheduled to reoccur in early 2027.
 - a. Quality Assurance Authority Review, 100%
 - b. General Revenue and Community First Choice Review, 98.63%
 - c. Texas Home Living Authority Review, 91.17%
 - d. Home and Community-Based Services Authority Review, 77.91%
 - e. Preadmission Screening and Resident Review Authority Review, 91.15%
 - f. Overall score, 91.77%
2. IDD Authority currently has four open Case Manager positions. Due to changes to the Texas Administrative Code, the requirements for a QIDP (Qualified Intellectual Developmental Disability Professional) have been reduced, opening opportunities for filling these roles with varying professional and experience levels.
3. IDD Awareness Day 2026, "Featuring IDD's Got Talent," was held on Saturday, March 21, 2026. We are proud of the impact this event continues to have for our clients, families and community partners. A record number of volunteers helped to ensure the day was memorable for all. The IDD Authority Team is grateful for all the support and donations received from Tri-County staff, H-E-B, and so many others. We are looking forward to next years' event!
4. IDD Provider Services audit team has not yet arrived, and the team continues to ensure we are prepared for their arrival.
5. IDD Provider group homes are fully staffed at this time.
6. Our individuals are aging and their medical challenges continue to increase. The team has been spending a significant amount of time transporting individuals to the doctors, specialists, requiring significant medical follow up by our nurse.
7. Individualized Skills and Socialization Texas Administrative Code updated rules became effective Feb 9, 2026. Long Term Care Regulation (LTCR) began a hold harmless period through May 1, 2026 to allow providers opportunity to be trained on the new rules. HHSC has offered training session with the first session scheduled for April 9th.

Support Services

1. Quality Management (QM):

- a. In addition to routine and ongoing quality assurance of documentation, staff reviewed 28 progress notes prior to billing to ensure compliance. Additional training and follow-up were provided to staff and supervisors as needed.
- b. QM held the monthly Intellectual and Developmental Disabilities and Mental Health Quality Management meetings. Updates from the Quality Management Department were shared with members, and departmental reports were reviewed.
- c. QM staff have initiated a Program Survey of Continuity of Care, to include but not limited to, utilization review, Private Psychiatric Beds (PPBs) and the Residential Treatment Center (RTC) project.
- d. QM staff attended updated training for the Random Moment in Time (RMTS) program following changes initiated by Health and Human Services Commission (HHSC), and have made adjustments to the process and training in line with new guidance.
- e. QM Staff prepared and submitted documentation requested for an upcoming Managed Care (Superior) Audit scheduled for April 29, 2026.

2. Utilization Management (UM):

- a. The UM team, in collaboration with the Financial and IT Departments, reviewed and submitted the SFY26 Year 5 Directed Payment Program (DPP) reporting measures to HHSC. Staff continue to focus on quality improvement of these measures in between reporting periods.
- b. UM staff reviewed 10% of all discharges for the month of March and provided feedback to staff and supervisors as needed for quality improvement.
- c. Staff reviewed all progress notes that utilized the Co-Occurring Psychiatric and Substance Use Disorders (COPSD) Modifier for March and offered feedback to program staff as needed.
- d. Staff reviewed 10% of progress notes that utilized the MCOT Modifier in March to support continuous quality improvement.
- e. Staff continue to monitor contract performance measures and provide support to managers for quality improvement as needed.

3. Training:

- a. The Clinical Trainer in coordination with the Quality and Utilization Management Departments, provided and submitted evidence of the biannual Child and Adolescent Needs and Strengths/Adult Needs and Strengths Assessment (CANS/ANSA) Superuser training to HHSC on March 11, 2026.
- b. The Mental Health First Aid (MHFA) Coordinator has maintained a strong and ongoing partnership with Liberty ISD, demonstrating a shared commitment to enhancing youth mental health awareness and support within the school system. As a result of the most recent Youth Mental Health First Aid (MHFA) trainings conducted last month, Liberty ISD has now successfully trained nearly 100% of its staff in Youth MHFA. This achievement places the district in full compliance with House Bill 3 requirements. House Bill 3 mandates that all school district personnel who regularly interact with youth complete an evidence-based mental health training, with a minimum of 25% of staff required to be trained by the

2025-2026 school year. This accomplishment reflects a strong dedication to fostering a supportive and informed environment for student mental health and well-being in our service area.

4. Veteran Services and Veterans Counseling/Crisis:

- a. The Texas Veterans Commission came to Tri-County for a Site Visit to review contract compliance for the grant program that started this fiscal year. Initial feedback was positive, with only one finding that was rebutted by providing additional information. Final feedback is pending. This is a grant that the team has applied for again in Fiscal Year 2027 and is currently going through steps for review.
- b. The Montgomery County Veteran Treatment Court currently has 40 veteran participants engaged in the program.

5. Planning and Network Advisory Committee(s) (MH and IDD PNACs):

The IDD PNAC met on April 15, 2026 where they received Center updates including information on financials, performance measures and key program information. In addition, the Committee received updates and provided feedback on the recent IDD Awareness Day and upcoming IDD Parent Support group kickoff meeting.

Agenda Item: Approve Revisions to Board Policy C.18, Planning Network Advisory Committee(s)

Board Meeting Date

April 23, 2026

Committee: Executive

Background Information:

The Board Policy C.18 is being revised to reflect changes in HHSC Local Mental Health Authority Performance Agreement, updated Texas Administrative Code and changes to Certified Community Behavioral Health Clinic certification criteria.

In general, the vision for the Mental Health Planning Network Advisory Committee is that they would be 1) more representative of the communities we serve (including representation from each county), 2) involved with providing a client or family perspective on identifying community need/providing direction on goals and objectives and 3) involved in Center decision making, in an advisory capacity, on fiscal and budgetary priorities in addition to leadership recruitment and selection.

We have active PNACs (MH, IDD and Regional) but they have not historically shown interest in presenting information or feedback to the Board. Staff will need to work to expand membership and encourage more involvement with the Board including adding them opportunities for them to present to the Board quarterly.

Supporting Documentation:

Revised Board Policy (Markup Version)

C.18.4 Planning Network Advisory Committee (mark-up version)

Recommended Action:

Approve Revisions to Board Policy C.18, Planning Network Advisory Committee(s)

TRI-COUNTY BEHAVIORAL HEALTHCARE

STATEMENT OF POLICY

Patti Atkins, Chair

April 23, 2026

Date

ORIGINAL EFFECTIVE DATE: April 9, 1988

REVISION DATE(S): December 8, 2016, September 26, 2019, January 28, 2021

SUBJECT: Planning Network Advisory Committee(s)

The Planning Network Advisory Committee(s) shall be an independent, impartial third party mechanism(s) which is/are charged with protecting, preserving, promoting, and advocating for the health, safety, welfare, and other legal and human rights of clients served by Tri-County Behavioral Healthcare (“Tri-County” or “Center”).

- I. The Tri-County Board of Trustees shall appoint, charge and support one or more Planning and Network Advisory Committees (PNACs) necessary to perform the committee’s advisory functions, as follows:
 - A. The PNAC shall be composed of at least nine members, 51 percent of whom shall be clients or family members of clients, including family members of children or youth, or another composition approved by HHSC; and include at least one persons with lived experience with homelessness or housing instability. Additional membership characteristics will be driven by the Needs Assessment to ensure that the PNAC is representative of the communities served.¹;
 - B. PNAC members shall be objective and avoid even the appearance of conflicts of interest in performing the responsibilities of the committee;
 - C. The Center may develop alliances with other LMHA/LIDDAs to form regional PNACs; and
 1. The Center may develop a combined mental health and Intellectual and Developmental Disability (IDD) and Mental Health (MH) PNAC.
 2. If the Center develops such a PNAC, the 50 percent client and family member representation shall consist of equal numbers of mental health and IDD clients and family members. Expanded membership may be necessary to ensure equal representation.

¹ CCBHC 6.b.1 (Input from People Being Served, Other People with Lived Experience and Their Family Members)

3. The PNAC(s) shall represent all Tri-County service areas, in terms of demographic factors such as geographic area, sex, disability, and age, and in terms of types of needs.
 4. The PNAC shall incorporate meaningful participation from people with lived experience of mental health or substance use needs and their families, including youth. Participation may occur through the governing board or an advisory committee.
 5. Members of the PNAC will be representative of the communities in the Center's local service area is located and will be selected for their lived experience with mental health and substance use services, or expertise in health services, community affairs, local government, finance and accounting, legal affairs, trade unions, faith communities, commercial and industrial concerns, or social service agencies within the communities served.²
- II. The Executive Director of Tri-County shall appoint a staff liaison to the PNAC(s), whose responsibility it shall be to provide training for the Committee, obtain needed support services for the Committee and serve as the primary interface between the Committee and Tri-County Board of Trustees.
- A. The Center PNAC liaison(s) shall establish outcomes and reporting requirements for each PNAC;
 - B. The Center PNAC liaison(s) shall ensure all PNAC members receive initial and ongoing training and information necessary to achieve expected outcomes. Contractor shall ensure that the PNAC receives training and information related to 26 TAC Chapter 301, Subchapter F (Provider Network Development) and that the PNAC is actively involved in the development of the Consolidated Local Service Plan and the Provider Network Development Plan;
 - C. The Center PNAC liaison(s) shall ensure the PNAC has access to all information regarding total funds available associated with the Health and Human Services Local Mental Health Authority Performance Agreement Grant Program ~~through this Statement of Work~~ for services in each program area, and required performance targets and outcomes;
 - D. The Center PNAC liaison(s) shall ensure the PNAC receives a written copy of the final annual budget and biennial plan for each program area as approved by Contractor's Board of Trustees, and a written explanation of any variance from the PNAC's recommendations; and
 - E. The Center PNAC liaison(s) shall ensure that the PNAC has access to and reports to Center's Board of Trustees at least quarterly on issues related to: the needs

² CCBHC 6.b.4 (Representation of T-CCBHC Community on Advisory Board)

and priorities of the LSA; implementation of plans and contracts; and the PNAC's actions that respond to special assignments given to the PNAC by the local board.

- III. The Board of Trustees will strongly consider feedback from the PNAC related to the following types of information:³
 - A. The identification of community needs;
 - B. Direction on goals and objectives of the Center;
 - C. Development of services to meet community needs;
 - D. Quality improvement initiatives needed;
 - E. Fiscal and budgetary priorities; and,
 - F. Human resources planning, leadership recruitment and selection.

- IV. Information sharing between the Board of Trustees will be facilitated by the Center PNAC Liaison(s), will occur consistently and will be documented formerly in Tri-County Board Packets.
 - A. A member/members of the PNAC shall be invited to the Board meeting and shall be given the opportunity to address the Board as part of their regular agenda.
 - B. An annual summary of recommendations to the Board from the PNAC shall be posted to the Center website.

³ CCBHC 6.b.1 (Input from People Being Served, Other People with Lived Experience and Their Family Members)

Agenda Item: Personnel Report through March 2026

Board Meeting Date:

April 23, 2026

Committee: Executive

Background Information:

None

Supporting Documentation:

Personnel Report through March 2026

Recommended Action:

For Information Only

Personnel Report

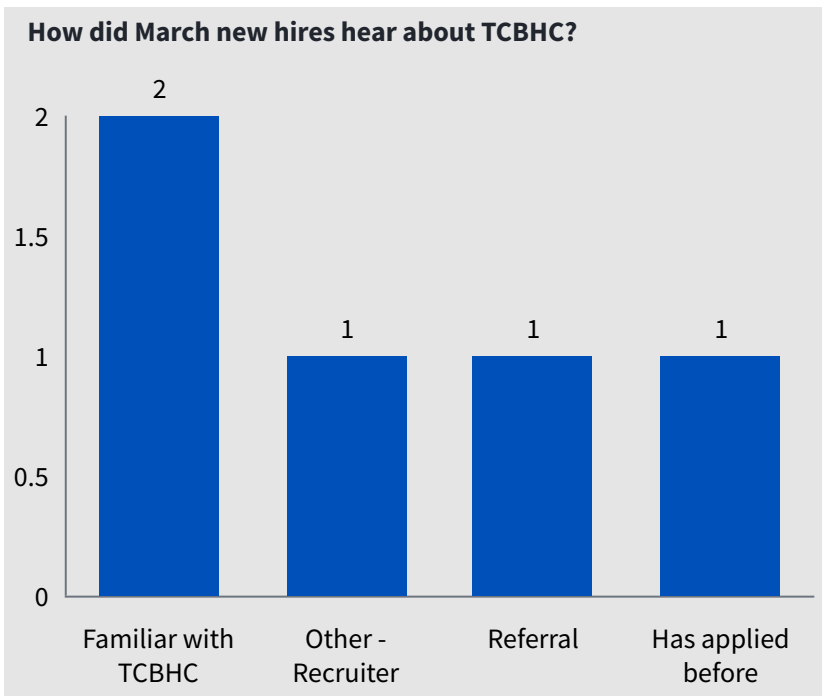
FY26 | March 2026



OVERVIEW

NEW HIRES March 5 POSITIONS YTD 64 POSITIONS	SEPARATIONS March 4 POSITIONS YTD 60 POSITIONS	Vacant Positions 44	Newly Created Positions 0 Total Budgeted Positions 401
---	---	--------------------------------------	---

RECRUITING



APPLICANTS

March Total Applicants	148
YTD Applicants	1,371

CURRENT OPENINGS

VACANCIES BY LOCATION

CONROE	35
CLEVELAND	6
HUNTSVILLE	2
PETC	1
LIBERTY	0

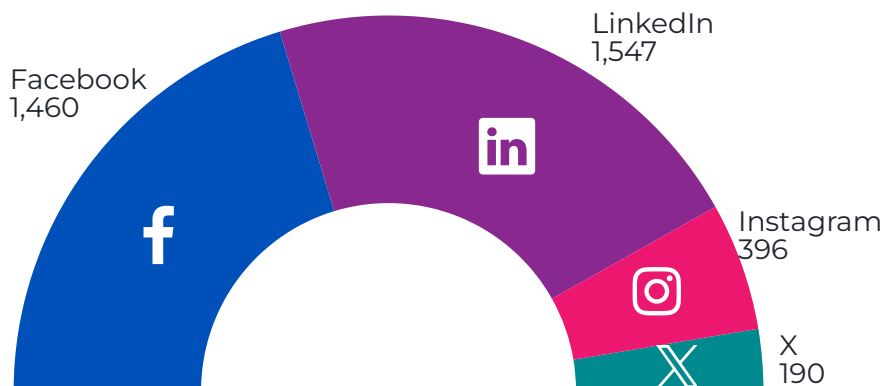
VACANCIES

Mental Health Specialist/Case Manager (Adult, IDD, and C&Y)	31
Direct Care Provider	3
Financial Specialist	2
Peer Provider	2
LVN	1
Licensed Clinician	1
Other	4

RECRUITING EVENTS

None

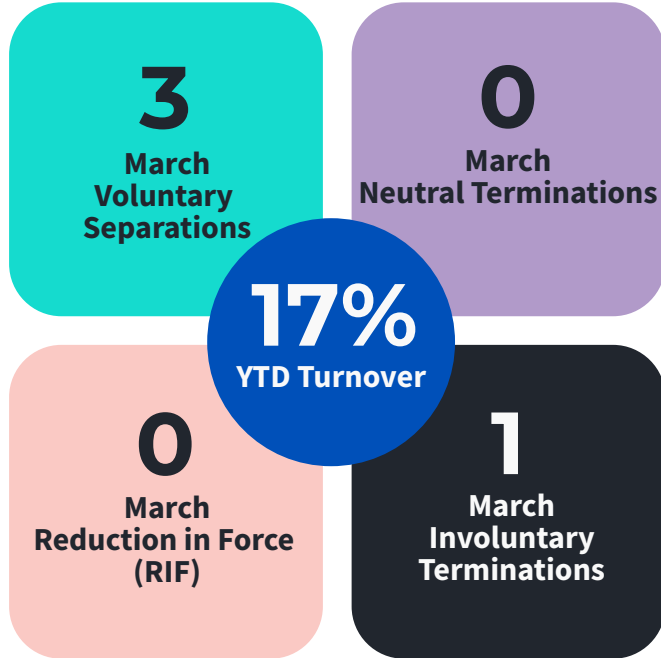
SOCIAL MEDIA FOLLOWERS



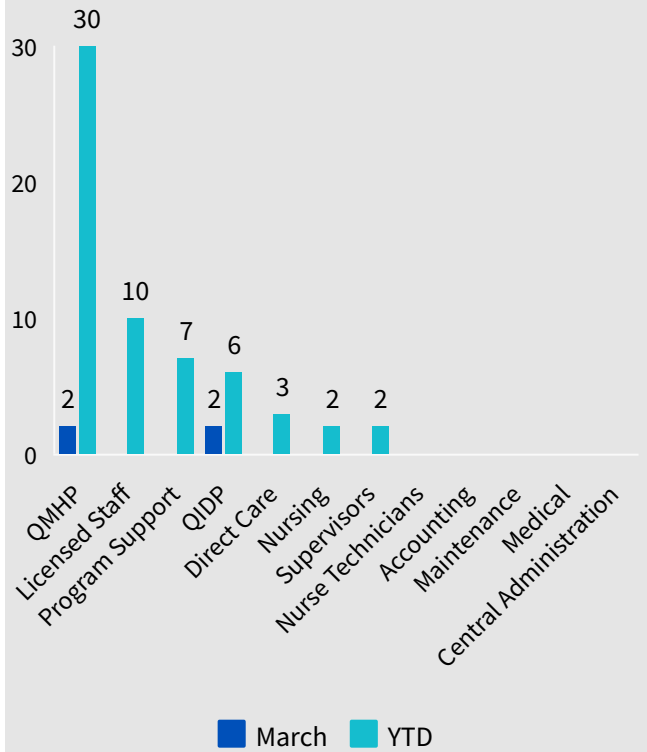
Exit Data

FY26 | March 2026

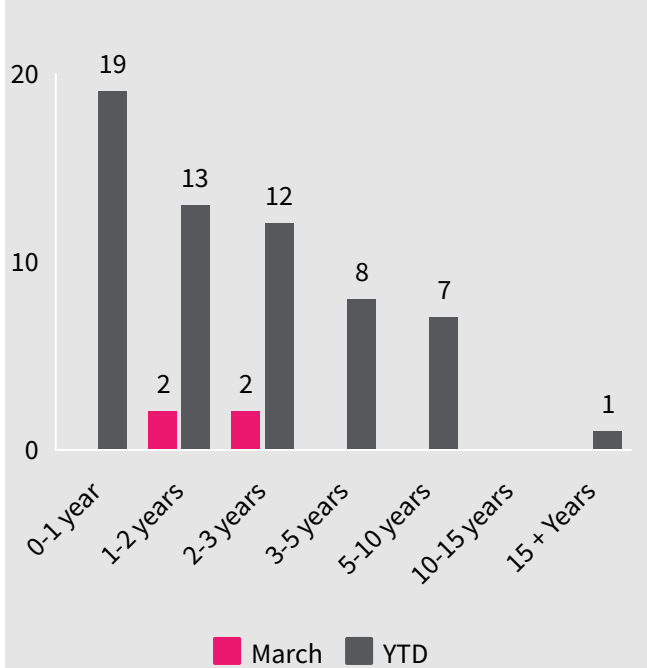
Exit Stats at a Glance



Separations by Category



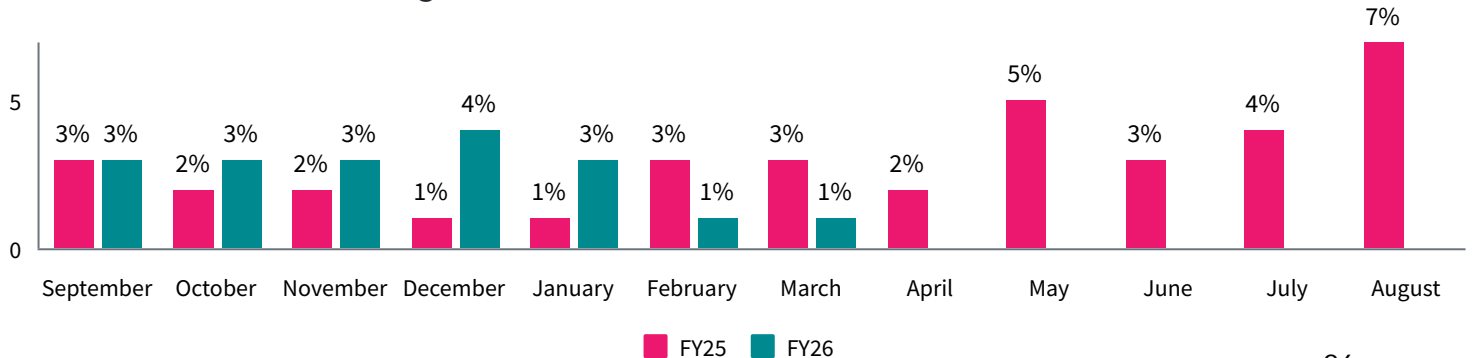
Separations by Tenure



YTD Top Reasons for Separations

- 1 Personal/Family, includes Relocating
- 2 Another Job
- 3 Dissatisfaction with Job/Work Environment
- 4 Reduction in Workforce
- 5 Policy Violation

Turnover Rate by Month



Agenda Item: Texas Council Risk Management Fund Claims Summary as of March 2026

Board Meeting Date:

April 23, 2026

Committee: Executive

Background Information:

None

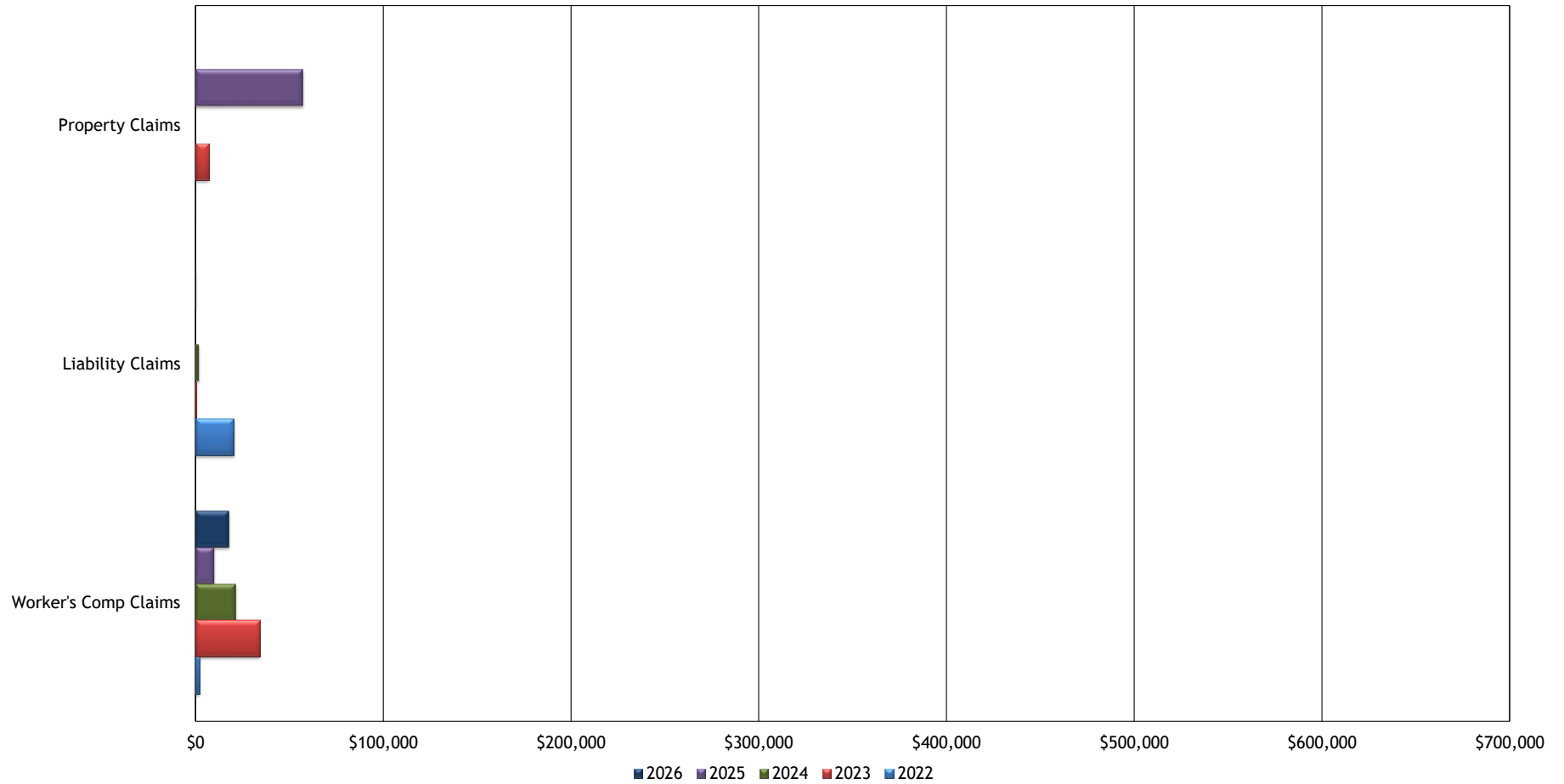
Supporting Documentation:

Texas Council Risk Management Fund Claims Summary as of March 2026

Recommended Action:

For Information Only

**Texas Council Risk Management Fund Claims Summary
March 2026**



Year	Worker's Comp Claims	Liability Claims	Property Claims
2022	\$2,215	\$20,538	\$0
2023	\$34,369	\$592	\$7,243
2024	\$21,338	\$1,820	\$0
2025	\$9,965	\$0	\$60,467
2026	\$23,832	\$7,101	\$0

Agenda Item: Approve March 2026 Financial Statements

Board Meeting Date

Committee: Business

April 23, 2026

Background Information:

None

Supporting Documentation:

March 2026 Financial Statements

Recommended Action:

Approve March 2026 Financial Statements

March 2026 Financial Summary

Revenues for March 2026 were \$3,061,945 and operating expenses were \$3,142,207 resulting in a loss in operations of \$80,262. Capital Expenditures and Extraordinary Expenses for March were \$159,234 resulting in a loss of \$239,496. Total revenues were 95.11% of the monthly budgeted revenues and total expenses were 103.20% of the monthly budgeted expenses (difference of -8.10%).

Year to date (YTD) revenues are \$23,070,591 and operating expenses are \$22,368,474 leaving excess operating revenues of \$702,117. YTD Capital Expenditures and Extraordinary Expenses are \$1,220,643 resulting in a loss YTD of \$518,526. Total revenues are 97.31% of the YTD budgeted revenues and total expenses are 100.20% of the YTD budgeted expenses (difference of -2.89%).

REVENUES

YTD Revenue Items that are below the budget by more than \$10,000:

Revenue Source	YTD Revenue	YTD Budget	% of Budget	\$ Variance
Interest Income	\$61,044	\$91,000	67.08%	\$29,955
Texas Correctional Office on Offenders with Medical or Mental Impairments (TCOOMMI)	\$400,547	\$424,250	94.41%	\$23,702
Title XIX Case Management Mental Health (MH)	\$189,731	\$263,761	71.93%	\$74,029
Title XIX Home and Community-based Services (HCS) / Intellectual and Developmental Disabilities Program (IDD)	\$1,271,924	\$1,292,749	98.38%	\$20,825
Medicaid - Preadmission Screening and Resident Review (PASRR)	\$49,706	\$65,756	75.59%	\$16,049
Medicaid - Regular - TITLE XIX	\$210,124	\$261,778	80.26%	\$51,653
Title XIX Rehab	\$927,876	\$1,276,267	72.70%	\$348,392
Directed Payment Program	\$911,238	\$1,021,629	89.19%	\$110,390

Interest Income - This line item reflects the interest earned on our funds that we have on deposit in the TexPool account. We have mentioned in prior meetings that our Health and Human Services Commission (HHSC) mental health funds were late in arriving by almost 90 days. As a result, funds which would have been invested were used for operations and did not earn projected interest. We see fluctuations in our bank balances throughout the year.

Texas Correctional Office on Offenders with Medical or Mental Impairments - This line is for the Texas Correctional Office on Offenders with Medical & Mental Impairments. This program had a position vacant for multiple months that put this contract under budget until we do a budget revision which is coming soon. We also received approval from TCOOMMI in December to hire a new position, a Juvenile Justice Continuity of Care (COC) Clinician that is not in the budget yet. This position is a Licensed Practitioner of the Healing Arts (LPHA).

Title XIX Case Management Mental Health - This line item continues to be under revenue for a good portion of the time ever since Coronavirus Disease (COVID). The majority of the variance is from the vacancies in the Child and Youth cost centers for this fiscal year. We also have the additional factor of the decrease in the Medicaid percentage for both the adult and the children's programs having a negative impact on our revenue earned.

Title XIX Home and Community-based Services (HCS)/Intellectual and Developmental Disabilities Program (IDD) - This line item is the Home and Community-based Services program that provides individualized services and supports to persons with intellectual disabilities. This line item is very rarely on the narrative report and is one of the more consistent revenue lines. For this Fiscal Year we have had two individuals that are hospitalized and out of our programs which contributed to the revenue loss.

Medicaid - Preadmission Screening and Resident Review (PASRR) - This line item has been trending lower each month of the fiscal year until it has finally landed on the variance report. Although the program is fully staffed right now, we did have a vacancy the first couple of months of this fiscal year so we have had a ramp up of staff learning their job duties.

Medicaid - Regular - Title XIX - This line item represents revenue for Medicaid Card Services. Recently, we reviewed our billing rates and implemented adjustments to ensure they more closely align with actual payment receipts. While we anticipate these

adjustments will result in lower recorded revenue in this line for the next few months, this change will ensure our reporting is much more stable and accurate following the transition period.

Title XIX Rehab - This line item continues to be on our variance listing. Historically we could depend on certain months to be high, but over the last five years the trends are not the same as they have been for the past 25 years. We continue to have a large number of vacancies in both the Child and Youth program and the Conroe Adult program in QMHP level positions. These trends will continue until we can recruit quality staff and the staff that we have hired are fully trained.

Directed Payment Program - This line was budgeted based on the Texas Council model given to centers for calculating our projected revenue. At the Chief Financial Officer (CFO) conference it was discussed that the Scorecard numbers are coming in lower than the model had anticipated. The explanation received was still being attributed to the Medicaid unwinding. We don't think we have seen a settling down as of this time for the Medicaid programs. We could continue to have variances in these programs that were not anticipated.

EXPENSES

YTD Individual line expense items that exceed the YTD budget by more than \$10,000:

Expense Source	YTD Expenses	YTD Budget	% of Budget	\$ Variance
Advertising - Recruitment	\$41,398	\$16,096	257.19%	\$25,302
Fixed Assets - Construction in Progress	\$97,152	\$0	0	\$97,152
Payroll Salaries	\$12,819,730	\$12,696,260	100.97%	\$123,470
Supplies - Program	\$66,578	\$55,256	120.49%	\$11,322
Telephone - Monthly Service	\$139,229	\$125,065	111.32%	\$14,164
Travel - Local	\$214,391	\$201,254	106.52%	\$13,137
Utilities - Electricity	\$174,498	\$154,006	113.30%	\$20,491

Advertising - Recruitment - This line is used for recruiting expenses, such as advertising and in this case recruiting fees for hard to fill positions. We are over budget on this

line since we paid a recruiting fee for a new Psychiatrist that started in March. We will have an additional fee associated with this hire coming next month.

Fixed Assets - Construction in Progress - This line item is for things that are not paid for by the Bond financing. This number has not changed since the November financials.

Payroll Salaries - This line item is our payroll expenses. We are coming in slightly higher than the budgeted salary amounts. This is due to the estimate for the projected lapse used for the initial budget calculations which is based on historical numbers. This year, we have not seen trends in line with the past historical performance.

Supplies - Program - This line item is for program supplies. We have researched and the items that are routinely purchased for the medication clinic cost centers have seen a significant increase in price over the last fiscal year's costs. We will continue to monitor and do some price shopping in the hopes of finding a vendor with lower prices.

Telephone - Monthly Service - This line item has been reviewed for the increase in telephone monthly charges. With the change in the Cleveland facility, we have some new phone lines that have been moved to the new facility, we are also currently waiting on some retro-active refunds for lines that were disconnected from the Truman building. We should see these adjustments hit our accounts in the next month or so.

Local - Travel - This line item is the money we pay for staff using their own vehicles for Tri-County business. This line varies from month to month but is trending up overall. We are doing reviews and internal audits to compare mileage with client notes to ensure that the times match for services and mileage claimed.

Utilities - Electricity - This line item has been trending higher the last couple months due to the colder weather. We should see this even out when the weather improves.

TRI-COUNTY BEHAVIORAL HEALTHCARE
GENERAL FUND BALANCE SHEET
For the Month Ended March 2026

ASSETS	GENERAL FUND March 2026	GENERAL FUND February 2026	Increase (Decrease)
CURRENT ASSETS			
Imprest Cash Funds	2,250	2,455	(205)
Cash on Deposit - General Fund	10,453,418	5,363,846	5,089,572
Accounts Receivable	2,341,840	5,412,882	(3,071,042)
Inventory	823	901	(78)
TOTAL CURRENT ASSETS	12,798,331	10,780,084	2,018,247
FIXED ASSETS	22,469,927	22,469,927	-
OTHER ASSETS	274,493	274,317	176
TOTAL ASSETS	\$ 35,542,751	\$ 33,524,328	\$ 2,018,423
LIABILITIES, DEFERRED REVENUE, FUND BALANCES			
CURRENT LIABILITIES	1,158,273	1,261,525	(103,252)
NOTES PAYABLE	839,402	839,402	-
DEFERRED REVENUE	6,347,448	3,992,443	2,355,005
LONG-TERM LIABILITIES FOR			
First Financial Conroe Building Loan	8,255,524	8,302,708	(47,184)
Guaranty Bank & Trust Loan	1,546,162	1,552,744	(6,582)
First Financial Huntsville Land Loan	728,766	731,849	(3,083)
Lease Liability	148,006	148,006	-
SBITA Liability	608,536	608,536	-
EXCESS(DEFICIENCY) OF REVENUES OVER EXPENSES FOR			
General Fund	(518,526)	(279,029)	(239,497)
Debt Service Fund			
Capital Projects Fund			
FUND EQUITY			
RESTRICTED			
Net Assets Reserved for Debt Service	(11,286,994)	(11,343,843)	56,849
Reserved for Debt Retirement			-
COMMITTED			
Net Assets - Property and Equipment	22,469,928	22,469,928	-
Reserved for Vehicles & Equipment Replacement	613,712	613,712	-
Reserved for Facility Improvement & Acquisitions	2,316,448	2,316,448	-
Reserved for Board Initiatives	500,000	500,000	-
Reserved for 1115 Waiver Programs	-	-	-
ASSIGNED			
Reserved for Workers' Compensation	274,409	274,409	-
Reserved for Current Year Budgeted Reserve	43,166	37,000	6,166
Reserved for Insurance Deductibles	100,000	100,000	-
Reserved for Accrued Paid Time Off	(839,402)	(839,402)	-
UNASSIGNED			
Unrestricted and Undesignated	2,237,892	2,237,891	1
TOTAL LIABILITIES/FUND BALANCE	\$ 35,542,751	\$ 33,524,328	\$ 2,018,423

**TRI-COUNTY BEHAVIORAL HEALTHCARE
CONSOLIDATED BALANCE SHEET
For the Month Ended March 2026**

	General Operating Fund	Debt Service Fund	Capital Projects Fund	Government Wide 2026	Memorandum Only Final August 2025
ASSETS					
CURRENT ASSETS					
Imprest Cash Funds	2,250			2,250	2,550
Cash on Deposit - General Fund	10,453,418			10,453,418	5,587,676
Bond Reserve 2024		766,822		766,822	
Bond Fund 2024		365,031		365,031	-
Bank of New York - Capital Project Fund			905,733	905,733	
Accounts Receivable	2,341,840			2,341,840	3,700,331
Inventory	823			823	511
TOTAL CURRENT ASSETS	12,798,331	1,131,853	905,733	14,835,917	9,291,068
FIXED ASSETS	22,469,927			22,469,927	22,469,928
OTHER ASSETS	274,493			274,493	113,193
Bond 2024 - Amount to retire bond			11,535,925	11,535,925	
Bond Discount 2024			371,272	371,272	-
Total Assets	\$ 35,542,751	\$ 1,131,853	\$ 12,812,930	\$ 49,487,533	\$ 31,874,189
LIABILITIES, DEFERRED REVENUE, FUND BALANCES					
CURRENT LIABILITIES	1,158,273			1,158,273	1,782,090
BOND LIABILITIES			11,907,197	11,907,197	(241,960)
NOTES PAYABLE	839,402			839,402	839,402
DEFERRED REVENUE	6,347,448			6,347,448	1,638,119
LONG-TERM LIABILITIES FOR					
First Financial Conroe Building Loan	8,255,524			8,255,524	8,583,527
Guaranty Bank & Trust Loan	1,546,162			1,546,162	1,589,716
First Financial Huntsville Land Loan	728,766			728,766	749,611
Lease Liability	148,006			148,006	148,006
SBITA Liability	608,536			608,536	608,536
EXCESS(DEFICIENCY) OF REVENUES OVER EXPENSES FOR					
General Fund	(518,526)			(518,526)	(1,449,697)
Debt Service Fund				-	
Capital Projects Fund				-	
FUND EQUITY					
RESTRICTED					
Net Assets Reserved for Debt Service - Restricted	(11,286,994)			(11,286,994)	(11,679,396)
Cleveland New Build - Bond	-	1,131,853	905,733	2,037,586	-
Reserved for Debt Retirement					-
COMMITTED					
Net Assets - Property and Equipment - Committed	22,469,928			22,469,928	22,469,928
Reserved for Vehicles & Equipment Replacement	613,712			613,712	613,711
Reserved for Facility Improvement & Acquisitions	2,316,448			2,316,448	2,500,000
Reserved for Board Initiatives	500,000			500,000	500,000
Reserved for 1115 Waiver Programs	-			-	-
ASSIGNED					
Reserved for Workers' Compensation - Assigned	274,409			274,409	274,409
Reserved for Current Year Budgeted Reserve - Assigned	43,166			43,166	-
Reserved for Insurance Deductibles - Assigned	100,000			100,000	100,000
Reserved for Accrued Paid Time Off	(839,402)			(839,402)	(839,402)
UNASSIGNED					
Unrestricted and Undesignated	2,237,892	-	-	2,237,892	3,687,589
TOTAL LIABILITIES/FUND BALANCE	\$ 35,542,751	\$ 1,131,853	\$ 12,812,930	\$ 49,487,533	\$ 31,874,189

TRI-COUNTY BEHAVIORAL HEALTHCARE
Revenue and Expense Summary
For the Month Ended March 2026
and Year To Date as of March 2026

INCOME:	<u>MONTH OF</u> <u>March 2026</u>	<u>YTD</u> <u>March 2026</u>
Local Revenue Sources	92,102	1,119,363
Earned Income	1,158,900	9,411,771
General Revenue - Contract	1,810,943	12,539,457
TOTAL INCOME	<u>\$ 3,061,945</u>	<u>\$ 23,070,591</u>
EXPENSES:		
Salaries	1,726,894	13,191,048
Employee Benefits	382,717	2,542,551
Medication Expense	38,011	265,081
Travel - Board/Staff	31,573	232,819
Building Rent/Maintenance	31,550	179,062
Consultants/Contracts	564,496	3,928,696
Other Operating Expenses	366,966	2,029,217
TOTAL EXPENSES	<u>\$ 3,142,207</u>	<u>\$ 22,368,474</u>
Excess(Deficiency) of Revenues over Expenses before Capital Expenditures	<u>\$ (80,262)</u>	<u>\$ 702,117</u>
CAPITAL EXPENDITURES		
Capital Outlay - FF&E, Automobiles, Building	9,217	190,411
Capital Outlay - Debt Service	150,017	1,030,232
TOTAL CAPITAL EXPENDITURES	<u>\$ 159,234</u>	<u>\$ 1,220,643</u>
GRAND TOTAL EXPENDITURES	<u>\$ 3,301,441</u>	<u>\$ 23,589,117</u>
Excess (Deficiency) of Revenues and Expenses	<u>\$ (239,496)</u>	<u>\$ (518,526)</u>

Debt Service and Fixed Asset Fund:		
Debt Service	150,017	1,030,232
Excess (Deficiency) of Revenues over Expenses	<u>\$ 150,017</u>	<u>\$ 1,030,232</u>

TRI-COUNTY BEHAVIORAL HEALTHCARE
Revenue and Expense Summary
Compared to Budget
Year to Date as of March 2026

INCOME:	<u>YTD March 2026</u>	<u>APPROVED BUDGET</u>	<u>Increase (Decrease)</u>
Local Revenue Sources	1,119,363	1,045,396	73,967
Earned Income	9,411,771	10,096,595	(684,824)
General Revenue	12,539,457	12,566,938	(27,481)
TOTAL INCOME	<u>\$ 23,070,591</u>	<u>\$ 23,708,929</u>	<u>\$ (638,338)</u>
EXPENSES:			
Salaries	13,191,048	13,070,458	120,590
Employee Benefits	2,542,551	2,706,763	(164,212)
Medication Expense	265,081	262,916	2,165
Travel - Board/Staff	232,819	229,396	3,423
Building Rent/Maintenance	179,062	180,369	(1,307)
Consultants/Contracts	3,928,696	3,945,689	(16,993)
Other Operating Expenses	2,029,217	1,977,499	51,718
TOTAL EXPENSES	<u>\$ 22,368,474</u>	<u>\$ 22,373,090</u>	<u>\$ (4,616)</u>
Excess(Deficiency) of Revenues over Expenses before Capital Expenditures	<u>\$ 702,117</u>	<u>\$ 1,335,839</u>	<u>\$ (633,722)</u>
CAPITAL EXPENDITURES			
Capital Outlay - FF&E, Automobiles, Building	190,411	147,191	43,220
Capital Outlay - Debt Service	1,030,232	1,022,276	7,956
TOTAL CAPITAL EXPENDITURES	<u>\$ 1,220,643</u>	<u>\$ 1,169,467</u>	<u>\$ 51,176</u>
GRAND TOTAL EXPENDITURES	<u>\$ 23,589,117</u>	<u>\$ 23,542,557</u>	<u>\$ 46,560</u>
Excess (Deficiency) of Revenues and Expenses	<u><u>\$ (518,526)</u></u>	<u><u>\$ 166,371</u></u>	<u><u>\$ (684,898)</u></u>

Debt Service and Fixed Asset Fund:

Debt Service	1,030,232	1,022,276	7,956
Excess(Deficiency) of Revenues over Expenses	<u><u>\$ 1,030,232</u></u>	<u><u>\$ 1,022,276</u></u>	<u><u>\$ 7,956</u></u>

TRI-COUNTY BEHAVIORAL HEALTHCARE
Revenue and Expense Summary
Compared to Budget
For the Month Ended March 2026

INCOME:	<u>MONTH OF March 2026</u>	<u>APPROVED BUDGET</u>	<u>Increase (Decrease)</u>
Local Revenue Sources	92,102	101,083	(8,981)
Earned Income	1,158,900	1,320,743	(161,843)
General Revenue-Contract	1,810,943	1,797,641	13,302
TOTAL INCOME	<u>\$ 3,061,945</u>	<u>\$ 3,219,467</u>	<u>\$ (157,522)</u>
EXPENSES:			
Salaries	1,726,894	1,662,844	64,050
Employee Benefits	382,717	359,998	22,719
Medication Expense	38,011	37,559	452
Travel - Board/Staff	31,573	31,539	34
Building Rent/Maintenance	31,550	21,969	9,581
Consultants/Contracts	564,496	568,035	(3,539)
Other Operating Expenses	366,966	354,111	12,855
TOTAL EXPENSES	<u>\$ 3,142,207</u>	<u>\$ 3,036,056</u>	<u>\$ 106,152</u>
Excess(Deficiency) of Revenues over Expenses before Capital Expenditures	<u>\$ (80,262)</u>	<u>\$ 183,411</u>	<u>\$ (263,674)</u>
CAPITAL EXPENDITURES			
Capital Outlay - FF&E, Automobiles, Building	9,217	16,875	(7,659)
Capital Outlay - Debt Service	150,017	146,039	3,978
TOTAL CAPITAL EXPENDITURES	<u>\$ 159,234</u>	<u>\$ 162,914</u>	<u>\$ (3,681)</u>
GRAND TOTAL EXPENDITURES	<u>\$ 3,301,441</u>	<u>\$ 3,198,970</u>	<u>\$ 102,471</u>
Excess (Deficiency) of Revenues and Expenses	<u>\$ (239,496)</u>	<u>\$ 20,497</u>	<u>\$ (259,994)</u>

Debt Service and Fixed Asset Fund:			
Debt Service	150,017	146,039	3,978
Excess (Deficiency) of Revenues over Expenses	<u>\$ 150,017</u>	<u>\$ 146,039</u>	<u>\$ 3,978</u>

TRI-COUNTY BEHAVIORAL HEALTHCARE
Revenue and Expense Summary
With YTD March 2025 Comparative Data
Year to Date as of March 2026

INCOME:	<u>YTD March 2026</u>	<u>YTD March 2025</u>	<u>Increase (Decrease)</u>
Local Revenue Sources	1,119,363	1,096,973	22,390
Earned Income	9,411,771	13,088,111	(3,676,340)
General Revenue-Contract	12,539,457	11,970,319	569,138
TOTAL INCOME	<u>\$ 23,070,591</u>	<u>\$ 26,155,403</u>	<u>\$ (3,084,812)</u>
EXPENSES:			
Salaries	13,191,048	14,986,496	(1,795,448)
Employee Benefits	2,542,551	2,799,130	(256,579)
Medication Expense	265,081	318,504	(53,423)
Travel - Board/Staff	232,819	262,670	(29,851)
Building Rent/Maintenance	179,062	218,636	(39,574)
Consultants/Contracts	3,928,696	4,557,503	(628,807)
Other Operating Expenses	2,029,217	1,872,300	156,917
TOTAL EXPENSES	<u>\$ 22,368,474</u>	<u>\$ 25,015,239</u>	<u>\$ (2,646,765)</u>
Excess(Deficiency) of Revenues over Expenses before Capital Expenditures	<u>\$ 702,117</u>	<u>\$ 1,140,164</u>	<u>\$ (438,047)</u>
CAPITAL EXPENDITURES			
Capital Outlay - FF&E, Automobiles, Building	190,411	452,256	(261,845)
Capital Outlay - Debt Service	1,030,232	899,776	130,456
TOTAL CAPITAL EXPENDITURES	<u>\$ 1,220,643</u>	<u>\$ 1,352,032</u>	<u>\$ (131,389)</u>
GRAND TOTAL EXPENDITURES	<u>\$ 23,589,117</u>	<u>\$ 26,367,271</u>	<u>\$ (2,778,154)</u>
Excess (Deficiency) of Revenues and Expenses	<u><u>\$ (518,526)</u></u>	<u><u>\$ (211,868)</u></u>	<u><u>\$ (306,658)</u></u>

Debt Service and Fixed Asset Fund:

Debt Service	1,030,232	899,776	130,456
Excess (Deficiency) of Revenues over Expenses	<u><u>\$ 1,030,232</u></u>	<u><u>899,776</u></u>	<u><u>\$ 130,456</u></u>

TRI-COUNTY BEHAVIORAL HEALTHCARE
Revenue and Expense Summary
With March 2025 Comparative Data
For the Month ending March 2026

INCOME:	MONTH OF March 2026	MONTH OF March 2025	Increase (Decrease)
Local Revenue Sources	92,102	328,564	(236,462)
Earned Income	1,158,900	1,679,242	(520,342)
General Revenue-Contract	1,810,943	1,653,888	157,055
TOTAL INCOME	\$ 3,061,945	\$ 3,661,694	\$ (599,749)
Salaries	1,726,894	1,964,694	(237,800)
Employee Benefits	382,717	355,219	27,498
Medication Expense	38,011	49,836	(11,825)
Travel - Board/Staff	31,573	39,688	(8,115)
Building Rent/Maintenance	31,550	34,762	(3,212)
Consultants/Contracts	564,496	583,637	(19,141)
Other Operating Expenses	366,966	334,225	32,741
TOTAL EXPENSES	\$ 3,142,207	\$ 3,362,062	\$ (219,854)
Excess(Deficiency) of Revenues over Expenses before Capital Expenditures	\$ (80,262)	\$ 299,632	\$ (379,895)
CAPITAL EXPENDITURES			
Capital Outlay - FF&E, Automobiles, Building	9,217	140,996	(131,779)
Capital Outlay - Debt Service	150,017	128,539	21,478
TOTAL CAPITAL EXPENDITURES	\$ 159,234	\$ 269,535	\$ (110,301)
GRAND TOTAL EXPENDITURES	\$ 3,301,441	\$ 3,631,597	\$ (330,156)
Excess (Deficiency) of Revenues and Expenses	\$ (239,496)	\$ 30,097	\$ (269,594)

Debt Service and Fixed Asset Fund:

Debt Service	150,017	128,539	21,478
Excess (Deficiency) of Revenues over Expenses	\$ 150,017	\$ 128,539	\$ 21,478

TRI-COUNTY BEHAVIORAL HEALTHCARE
Revenue and Expense Summary
With February 2026 Comparative Data
For the Month Ended March 2026

INCOME:	MONTH OF March 2026	MONTH OF February 2026	Increase (Decrease)
Local Revenue Sources	92,102	62,093	30,009
Earned Income	1,158,900	1,245,220	(86,320)
General Revenue-Contract	1,810,943	1,700,579	110,364
TOTAL INCOME	\$ 3,061,945	\$ 3,007,892	\$ 54,053
EXPENSES:			
Salaries	1,726,894	1,708,732	18,162
Employee Benefits	382,717	345,593	37,124
Medication Expense	38,011	39,185	(1,174)
Travel - Board/Staff	31,573	36,270	(4,697)
Building Rent/Maintenance	31,550	37,084	(5,534)
Consultants/Contracts	564,496	532,375	32,121
Other Operating Expenses	366,966	246,981	119,985
TOTAL EXPENSES	\$ 3,142,207	\$ 2,946,220	\$ 195,987
Excess(Deficiency) of Revenues over Expenses before Capital Expenditures	\$ (80,262)	\$ 61,671	\$ (141,934)
CAPITAL EXPENDITURES			
Capital Outlay - FF&E, Automobiles, Building	9,217	471	8,746
Capital Outlay - Debt Service	150,017	150,017	-
TOTAL CAPITAL EXPENDITURES	\$ 159,234	\$ 150,488	\$ 8,746
GRAND TOTAL EXPENDITURES	\$ 3,301,441	\$ 3,096,708	\$ 204,733
Excess (Deficiency) of Revenues and Expenses	\$ (239,496)	\$ (88,817)	\$ (150,680)

Debt Service and Fixed Asset Fund:			
Debt Service	150,017	150,017	-
Excess (Deficiency) of Revenues over Expenses	\$ 150,017	\$ 150,017	\$ -

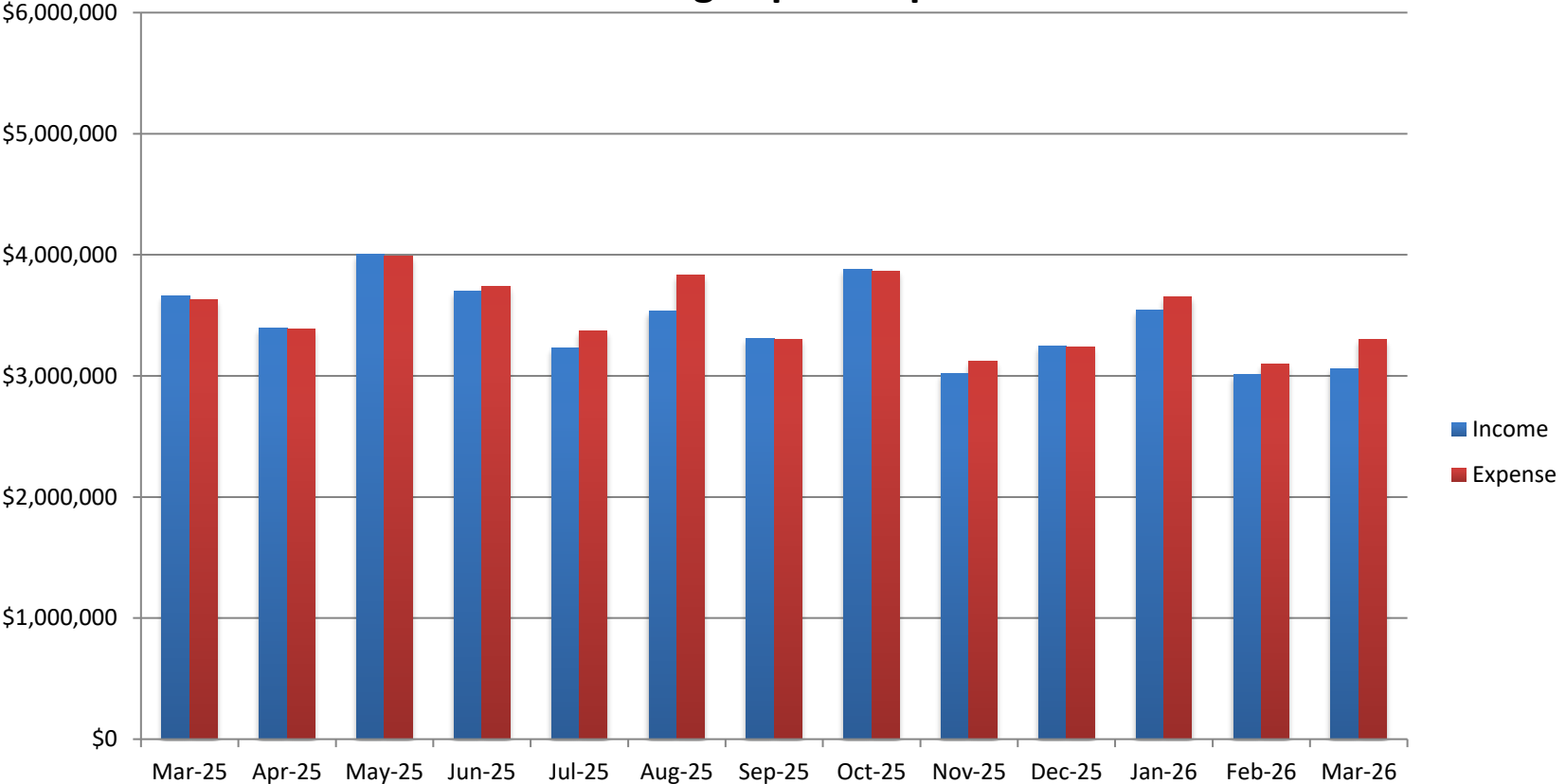
TRI-COUNTY BEHAVIORAL HEALTHCARE
Revenue and Expense Summary by Service Type
Compared to Budget
Year To Date as of March 2026

	YTD Mental Health March 2026	YTD IDD March 2026	YTD Other Services March 2026	YTD Agency Total March 2026	YTD Approved Budget March 2026	Increase (Decrease)
INCOME:						
Local Revenue Sources	347,966	318,063	453,333	1,119,363	1,045,396	(73,967)
Earned Income	5,147,655	2,852,351	1,411,764	9,411,771	10,096,595	684,823
General Revenue-Contract	11,261,421	993,170	284,867	12,539,458	12,566,938	27,480
TOTAL INCOME	16,757,042	4,163,584	2,149,964	\$ 23,070,592	23,708,929	\$ 638,337
EXPENSES:						
Salaries	9,694,867	2,338,880	1,157,300	13,191,047	13,070,458	120,589
Employee Benefits	1,815,957	494,636	231,958	2,542,551	2,706,763	(164,212)
Medication Expense	255,407		9,675	265,082	262,916	2,166
Travel - Board/Staff	142,398	76,820	13,602	232,820	229,396	3,424
Building Rent/Maintenance	162,470	11,412	5,180	179,062	180,369	(1,307)
Consultants/Contracts	2,934,210	829,519	164,965	3,928,696	3,945,689	(16,993)
Other Operating Expenses	1,399,414	439,505	190,297	2,029,217	1,977,499	51,718
TOTAL EXPENSES	16,404,723	4,190,772	1,772,977	\$ 22,368,475	22,373,090	\$ (4,616)
Excess(Deficiency) of Revenues over Expenses before Capital Expenditures	\$ 352,319	\$ (27,188)	\$ 376,987	\$ 702,117	\$ 1,335,839	\$ 633,721
CAPITAL EXPENDITURES						
Capital Outlay - FF&E, Automobiles, Building	62,994	17,099	110,319	190,411	147,191	43,220
Capital Outlay - Debt Service	444,367	111,092	474,773	1,030,232	1,022,276	7,956
TOTAL CAPITAL EXPENDITURES	507,361	128,191	585,092	\$ 1,220,643	1,169,467	\$ 51,176
GRAND TOTAL EXPENDITURES	\$ 16,912,084	\$ 4,318,963	\$ 2,358,069	\$ 23,589,118	\$ 23,542,557	\$ 46,560
Excess (Deficiency) of Revenues and Expenses	\$ (155,042)	\$ (155,379)	\$ (208,105)	\$ (518,525)	\$ 166,371	\$ 684,897
Debt Service and Fixed Asset Fund:						
Debt Service	444,367	111,092	474,773	1,030,232	1,022,276	7,956
Excess (Deficiency) of Revenues over Expenses	\$ 444,367	\$ 111,092	\$ 474,773	\$ 1,030,232	\$ 1,022,276	\$ 7,956

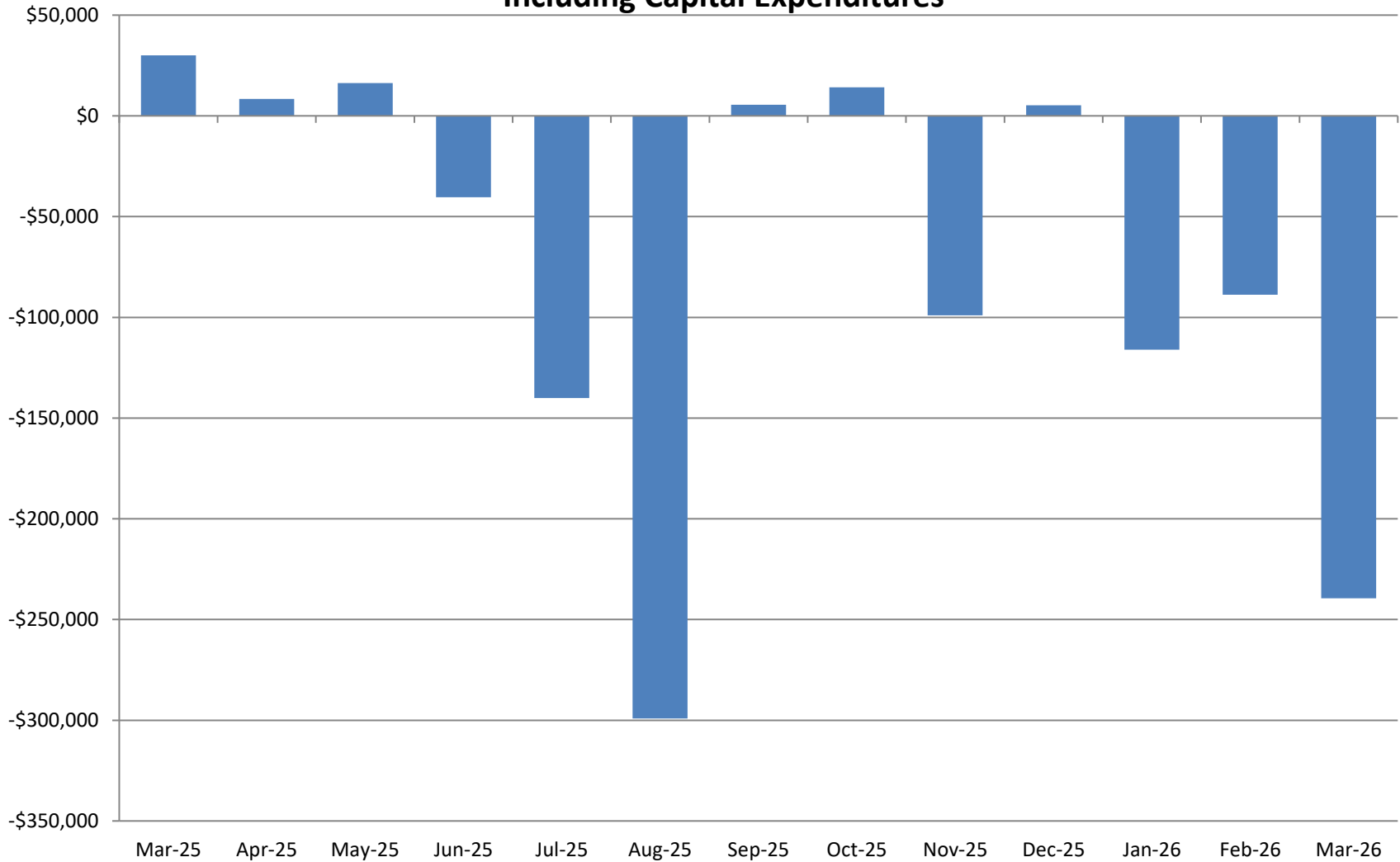
TRI-COUNTY BEHAVIORAL HEALTHCARE

Income and Expense

Including Capital Expenditures



TRI-COUNTY BEHAVIORAL HEALTHCARE
Income after Expense
Including Capital Expenditures



Agenda Item: Ratify Texas Workforce Commission Contract No. MVPV26-37

Board Meeting Date

April 23, 2026

Committee: Business

Background Information:

Tri-County has provided services to veterans through the Military Veteran Peer Network (MVPN) contract with Texas Health and Human Services Commission (HHSC) since 2010. In the last legislative session, this contract was moved under the oversight of the Texas Veteran’s Commission (TVC).

This new contract for existing MVPN Services began on March 1, 2026 and is effective until August 31, 2027. The annual funding amount is unchanged.

Contract requirements are identical to that of HHSC’s MVPN contract.

The contract was late getting to the Center and TVC needed the contract back immediately. Staff are asking the Board to ratify this contract.

Supporting Documentation:

The contract will be available for review at the Board meeting.

Recommended Action:

Ratify Texas Workforce Commission Contract No. MVPV26-37

Agenda Item: HUD 811 Update Committee: Business	Board Meeting Date April 23, 2026
Background Information: Each of the Housing Boards is appointed by the Board of Trustees and each organization is a component unit of Tri-County Behavioral Healthcare. Tri-County has established a quarterly reporting mechanism to keep the Board of Trustees updated on the status of these projects.	
Supporting Documentation: Second Quarter FY 2026 HUD 811 Report	
Recommended Action: For Information Only	

2nd Quarter FY 2026 HUD 811 Report

The Cleveland Supported Housing, Inc. Board (CSHI)

The CSHI Board held a meeting on March 20, 2026, where they reviewed financial statements, project status reports, held elections for officer positions, and voted to file the FY 2025 Audit with HUD REAC. While the property received an unmodified audit opinion, there was one minor finding related to a \$4,452 miscalculation of management fees, which is currently being corrected by the management agent.

The property is currently at 100% occupancy with three people on the waiting list. The property manager reports that the residents are doing well and continue to regularly plan and participate in social activities. Property management continues to address maintenance issues as they arise and is continuing to prepare for a scheduled HUD inspection for April 10, 2026.

As of the Balance Sheet ending on January 31, 2026, the current outstanding payable to Tri-County is \$19,237. As a reminder, these projects are not developed to make large profits. As such, MDP Management will review the financial status at the end of each year and if able, will make a payment toward the payable amount at that time.

The CSHI Board currently has three members and we continue to seek recommendations for additional membership as they become available. Please contact Tanya with any potential leads.

The Montgomery Supported Housing, Inc. Board (MSHI)

The MSHI Board held a meeting on March 17, 2026, where they reviewed financial statements, project status reports, held elections for officer positions and voted to file the FY 2025 Audit with HUD REAC, which included an unmodified opinion.

As of the Balance Sheet ending on January 31, 2026, the current outstanding payable to Tri-County is \$29,719.

The Community Director reports that residents and property are doing well. Following two recent vacancies, the property is currently at 100% occupancy with one person on the wait list and several applications under review.

The MSHI Board currently has four board members with one referral for a potential new member being processed at this time.

The Independence Communities, Inc. Board (ICI)

The ICI Board held a meeting on March 17, 2026, where they reviewed financial statements, project status reports, held elections for officer positions, voted on renewal of Directors and Officers Insurance and approved the filing of the FY 2025 Audit with HUD REAC.

The property received an unmodified opinion on the audit; however, a finding was identified for the year ended December 31, 2025 related to a calculation variance in management fees, resulting in an overpayment of \$2,629 above the HUD-approved per-unit-per-month cap. The difference has been recorded as a receivable and is in the process of being paid back by management. A separate finding noted a one-month shortfall in replacement reserve loan repayments during the year, which management subsequently corrected through an additional deposit and is taking steps to ensure ongoing compliance requirements. In addition, four former tenant move-out files could not be located during the audit period following a change in community director, and management has acknowledged the issue and is reinforcing recordkeeping procedures to ensure compliance with HUD requirements.

Independence Village is currently at 100% occupancy with two people on the waiting list. The property manager reports that residents are doing well and maintenance items are being addressed as they arise.

The ICI Board currently has six board members, all of which attended the last meeting.

Agenda Item: Board of Trustees Unit Financial Statements as of March 2026

Board Meeting Date

April 23, 2026

Committee: Business

Background Information:

None

Supporting Documentation:

March 2026 Board of Trustees Unit Financial Statements

Recommended Action:

For Information Only

Unit Financial Statement
FY 2026
March 31, 2026

	March 2026 Budget	March 2026 Actual	March 2026 Variance	YTD Budget	YTD Actual	YTD Variance	Percent	Annual Budget
Revenues								
Allocated Revenue	\$ 2,237	\$ 2,237	\$ -	\$ 13,423	\$ 13,423	\$ -	100%	\$ 26,845
Total Revenue	\$ 2,237	\$ 2,237	\$ -	\$ 13,423	\$ 13,423	\$ -	100%	\$ 26,845
Expenses								
Advertising - Public Awareness	\$ -	\$ -	\$ -	\$ -	\$ 12	\$ (12)	0%	\$ -
Insurance-Worker Compensation	\$ -	\$ 2	\$ (2)	\$ -	\$ 9	\$ (9)	0%	\$ -
Legal Fees	\$ 1,500	\$ -	\$ 1,500	\$ 9,000	\$ 6,000	\$ 3,000	67%	\$ 18,000
Training	\$ 187	\$ -	\$ 187	\$ 1,122	\$ -	\$ 1,122	0%	\$ 2,245
Travel - Non-local mileage	\$ 146	\$ -	\$ 146	\$ 875	\$ 222	\$ 653	25%	\$ 1,750
Travel - Non-local Hotel	\$ 375	\$ -	\$ 375	\$ 2,250	\$ 374	\$ 1,876	17%	\$ 4,500
Travel - Meals	\$ 29	\$ -	\$ 29	\$ 175	\$ -	\$ 175	0%	\$ 350
Total Expenses	\$ 2,237	\$ 2	\$ 2,235	\$ 13,423	\$ 6,617	\$ 6,806	49%	\$ 26,845
Total Revenue minus Expenses	\$ -	\$ 2,235	\$ (2,235)	\$ 0	\$ 6,806	\$ (6,806)	51%	\$ -

Agenda Item: Project Update 402 Liberty Street, Cleveland, TX 77327

Board Meeting Date:

April 23, 2026

Committee: Business

Background Information:

On February 13th, JLA contacted Tri-County and let us know that they were laying off their remaining staff and were going out of business. Several subcontractors for the project were not paid by JLA prior to this announcement.

A 'Payment Bond' (surety bond) was purchased from CNA in association with this project as is required for all governmental projects in Texas. Tri-County made a formal claim on the surety bond and there has been communication with CNA who will oversee the remaining portions of the project.

CNA has authorized Mike Duncum to oversee the punch list for the project and that work is currently underway.

Mike Duncum, Jennifer Bryant and staff will provide updates on the project in Executive Session.

Supporting Documentation:

None

Recommended Action:

Project Update 402 Liberty Street, Cleveland, TX 77327

UPCOMING MEETINGS

May 28, 2026 - Board Meeting

- Approve Minutes from April 23, 2026 Board Meeting
- Community Resources Report
- Consumer Services Report for April 2026
- Program Updates
- Personnel Report for April 2026
- Texas Council Risk Management Fund Claims Summary as of April 2026
- Texas Council Quarterly Board Meeting Update
- Approve Financial Statements for April 2026
- Approve FY 2026 Budget Revision
- Board of Trustees Unit Financial Statement as of April 2026
- Project Update for 402 Liberty St, Cleveland, TX 77327

June 2026 - No Board Meeting

July 23, 2026 - Board Meeting

- Approve Minutes from May 28, 2026 Board Meeting
- Community Resources Report
- Consumer Services Report for May and June 2026
- Program Updates
- FY 2026 Goals & Objectives Progress Report Year to Date
- 3rd Quarter FY 2026 Corporate Compliance & Quality Management Report
- 4th Quarter FY 2026 Corporate Compliance Training
- Appoint Nominating Committee for FY 2027 Board Officers
- Appoint Executive Director Evaluation Committee
- Personnel Report for May and June 2026
- Texas Council Risk Management Fund Claims Summary for May and June 2026
- Approve Financial Statements for May and June 2026
- Approve FY 26 Independent Financial Audit Engagement Letter
- Approve Recommendation for Tri-County Employee Health Insurance & Ancillary Plans
- Review Tri-County's FY 2024 990 Tax Return Prepared by Scott Singleton Fincher & Co
- 3rd Quarter FY 2026 Investment Report
- Board of Trustees Unit Financial Statement as of May and June 2026
- HUD 811 - Cleveland, Montgomery & Huntsville Updates

Tri-County Acronyms

Name	Acronym
Medicaid 1115 Transformation Waiver	1115
American Association on Intellectual and Developmental Disabilities	AAIDD
Applied Behavioral Analysis	ABA
Assertive Community Treatment	ACT
Americans with Disabilities Act	ADA
Attention Deficit Disorder	ADD
Attention Deficit Hyperactivity Disorder	ADHD
Activities of Daily Living	ADL
Aging and Disability Resource Center	ADRC
Adult Mental Health	AMH
Adult Needs and Strengths Assessment	ANSA
Adult Outpatient	AOP
Alternative Payment Model	APM
Advanced Practice Registered Nurse	APRN
Adult Protective Services	APS
Assignment Registration and Dismissal Services	ARDS
Autism Spectrum Disorder	ASD
Austin State Hospital	ASH
Attempt to Contact	ATC
Board Certified Behavior Analyst	BCBA
Behavioral Health Suicide Prevention	BHSP
Body Mass Index	BMI
Child & Youth Services	C&Y
Cost Accounting Methodology	CAM
Child and Adolescent Needs and Strengths Assessment	CANS
Client Assignment Registration & Enrollment	CARE
Crisis Access Services	CAS
Computer Based Training & Cognitive Behavioral Therapy	CBT
Corporate Compliance	CC
Certified Community Behavioral Health Clinic	CCBHC
Charity Care Pool	CCP
Community Development Block Grant	CDBG
Community First Choice	CFC
Child Fatality Review Team	CFRT
Children's Health Insurance Program	CHIP
Crisis Intervention Response Team	CIRT
Critical Incident Stress Management	CISM

Crisis Intervention Team	CIT
Child Mental Health	CMH
Comprehensive Nursing Assessment	CNA
Continuity of Care	COC
Co-Occurring Psychiatric and Substance Use Disorders	COPSD
Novel Corona Virus Disease - 2019	COVID-19
Child Protective Services	CPS
Cognitive Processing Therapy	CPT
Community Resource Coordination Group	CRCG
Coordinated Specialty Care	CSC
Cleveland Supported Housing, Inc.	CSHI
Crisis Stabilization Unit	CSU
Department of Aging and Disability Services	DADS
Day Activity and Health Services Requirements	DAHS
Department of Assistive & Rehabilitation Services	DARS
Direct Care Provider	DCP
Drug Enforcement Agency	DEA
Department of Family and Protective Services	DFPS
Determination of Intellectual Disability	DID
Doctor of Osteopathic Medicine	DO
Date of Birth	DOB
Directed Payment Program - Behavioral Health Services	DPP-BHS
Disaster Recovery Center	DRC
Department of Protective and Regulatory Services	DRPS
Department of State Health Services	DSHS
Diagnostic and Statistical Manual of Mental Disorders	DSM
Delivery System Reform Incentive Payments	DSRIP
Data Use Agreement	DUA
Dunn Behavioral Health Science Center at UT Houston	DUNN
Diagnosis	Dx
Evidence Based Practice	EBP
Early Childhood Intervention	ECI
Emergency Detention Order	EDO
Emergency Detention Warrant (Judge or Magistrate Issued)	EDW
Electronic Health Record	EHR
East Texas Behavioral Healthcare Network	ETBHN
Electronic Visit Verification	EVV
Federal Drug Enforcement Agency	FDA
Federal Emergency Management Assistance	FEMA

First Episode Psychosis	FEP
Fair Labor Standards Act	FLSA
Family Medical Leave Act	FMLA
Family Therapy	FT
Fiscal Year	FY
Home and Community Based Services - Adult Mental Health	HCBS-AMH
Home and Community-based Services	HCS
Health & Human Services Commission	HHSC
Health Insurance Portability & Accountability Act	HIPAA
Human Resources	HR
Housing and Urban Development	HUD
Inventory for Client and Agency Planning	ICAP
Intermediate Care Facility - for Individuals w/Intellectual Disabilities	ICF-IID
Independence Communities, Inc.	ICI
Intensive Case Management	ICM
Intellectual and Developmental Disabilities	IDD
Intellectual and Developmental Disabilities Planning Network Advisory	IDD PNAC
Individual Habilitation Plan	IHP
Illness Management and Recovery	IMR
Implementation Plan	IP
Individual Plan of Care	IPC
Initial Psychiatric Evaluation	IPE
Individual Program Plan	IPP
Individualized Skills and Socialization	ISS
Individual Transition Planning (schools)	ITP
Juvenile Detention Center	JDC
Junior Utilization Management Committee	JUM
Legally Authorized Representative	LAR
Local Behavioral Health Authority	LBHA
Licensed Chemical Dependency Counselor	LCDC
Licensed Clinical Social Worker	LCSW
Local Intellectual & Developmental Disabilities Authority	LIDDA
Leadership Montgomery County	LMC
Local Mental Health Authority	LMHA
Licensed Master Social Worker	LMSW
Licensed Marriage and Family Therapist	LMFT
Level of Care (MH)	LOC
Level of Care - Transition Age Youth	LOC-TAY
Level Of Need (IDD)	LON

Licensed Practitioner of the Healing Arts	LPHA
Licensed Professional Counselor	LPC
Licensed Professional Counselor-Supervisor	LPC-S
Local Planning and Network Development	LPND
Lone Star Family Health Center	LSFHC
Long Term Disability	LTD
Licensed Vocational Nurse	LVN
Medicaid Administrative Claiming	MAC
Medication Assisted Treatment	MAT
Montgomery County Hospital District	MCHD
Managed Care Organizations	MCO
Mobile Crisis Outreach Team	MCOT
Medical Director/Doctor	MD
Medicaid	MDCD
Major Depressive Disorder	MDD
Mental Health First Aid	MHFA
Management Information Services	MIS
Memorandum of Understanding	MOU
Montgomery Supported Housing, Inc.	MSHI
Multisystemic Therapy	MST
Master Treatment Plan	MTP
Military Veteran Peer Network	MVPN
National Alliance on Mental Illness	NAMI
National Association of Social Workers	NASW
New Employee Orientation	NEO
New Generation Medication	NGM
Not Guilty by Reason of Insanity	NGRI
Nurse Practitioner	NP
Outpatient Competency Restoration	OCR
Office of the Inspector General	OIG
Order for Protective Custody	OPC
Outreach, Screening, Assessment and Referral (Substance Use Disorders)	OSAR
Physician's Assistant	PA
Patient Assistance Program	PAP
Pre-Admission Screening and Resident Review	PASRR
Projects for Assistance in Transition from Homelessness (PATH)	PATH
Private Contract Bed	PCB
Parent Child Interaction Therapy	PCIT
Primary Care Physician	PCP

Person Centered Recovery Plan	PCRP
Person Directed Plan	PDP
Psychiatric Emergency Treatment Center	PETC
Psychological First Aid	PFA
Protected Health Information	PHI
Public Health Providers - Charity Care Pool	PHP-CCP
Planning Network Advisory Committee	PNAC
Private Psychiatric Bed	PPB
Psychosocial Rehab Specialist	PRS
Qualified Intellectual Disabilities Professional	QIDP
Quality Management	QM
Qualified Mental Health Professional	QMHP
Residential Care Facility	RCF
Routine Case Management	RCM
Request for Proposal	RFP
Registered Nurse	RN
Regional Oversight Committee - ETBHN Board	ROC
Recovery Plan	RP
Regional Planning & Network Advisory Committee	RPNAC
Rusk State Hospital	RSH
Residential Treatment Center	RTC
Satori Alternatives to Managing Aggression	SAMA
Substance Abuse and Mental Health Services Administration	SAMHSA
San Antonio State Hospital	SASH
Supported Housing	SH
School Health Advisory Committee	SHAC
SSI Outreach, Access and Recovery	SOAR
Social Security Administration	SSA
Social Security Disability Income	SSDI
Supplemental Security Income	SSI
State Supported Living Center	SSLC
State of Texas Access Reform-Kids (Managed Medicaid)	STAR Kids
Substance Use Disorder	SUD
Substance Use and Misuse Prevention	SUMP
Texas Administrative Code	TAC
Temporary Assistance for Needy Families	TANF
Transition Aged Youth	TAY
Tri-County Behavioral Healthcare	TCBHC
Trauma Focused CBT - Cognitive Behavioral Therapy	TF-CBT

Tri-County Consumer Foundation	TCCF
Texas Correctional Office on Offenders with Medical & Mental Impair	TCOOMMI
Texas Council Risk Management Fund	TCRMF
Texas Department of Criminal Justice	TDCJ
Texas Education Agency	TEA
Trauma Informed Care-Time for Organizational Change	TIC/TOC
Texas Medicaid & Healthcare Partnership	TMHP
Treatment Plan	TP
Treatment Adult Services (Substance Use Disorder)	TRA
Texas Resilience and Recovery	TRR
Texas Home Living	TxHmL
Treatment Youth Services (Substance Use Disorder)	TRY
Texas Veterans Commission	TVC
Texas Workforce Commission	TWC
Utilization Management	UM
United Way of Greater Houston	UW
Walker County Hospital District	WCHD
Waiver Survey & Certification	WSC
Youth Crisis Outreach Team	YCOT
Youth Empowerment Services	YES
Youth Mental Health First Aid	YMHFA
Updated 11/17/25	